



THE REPUBLIC OF UGANDA
Registered at the
General Post Office
for transmission within
East Africa as a
Newspaper



Published
by
Authority

The Uganda Gazette

Vol. CXII No. 46

18th September, 2019

Price: Shs. 5,000

CONTENTS

PAGE

The Uganda Peoples' Defence Forces

Act—Notice ... 1845-1874

General Notice No. 1013 of 2019.

UGANDA PEOPLES' DEFENCE FORCES MARKS, ACCESSORIES, INSIGNIA, DECORATION AND UNIFORM

(Under section 160 of the Uganda Peoples' Defence Forces
Act, 2005)

This Notice is issued under section 160 of the Uganda
Peoples' Defence Forces Act, 2005, this 12th day of
September, 2019.

NOTICE

1. The public is hereby informed that the marks, accessories, insignia, decorations and uniforms specified in the Schedule to this Notice are property of the State or classified stores and anyone found in unlawful possession, selling or dealing in them shall be prosecuted under the Uganda Peoples' Defence Forces Act, 2005.
2. Members of the public are hereby informed that unless granted authority by a Competent Military Authority, it is prohibited to—
 - (a) sell, offer or expose for sale or use any uniform of the Defence Forces;
 - (b) manufacture, sell, offer or expose for sale, wear or use any uniform so nearly resembling the uniform of the Defence Forces and likely to deceive the public; or
 - (c) wear or use any decoration supplied or authorized for use by any member of the Defence Forces or any decoration so nearly resembling that decoration and likely to deceive the public.

3. Members of the Uganda Peoples' Defence Forces (UPDF) shall wear or use the marks, accessories, insignia, decorations or uniforms in the Schedule to this Notice in accordance with the Uganda Peoples' Defence Forces Standing Orders issued by the Chief of Defence Forces.

SCHEDULE

UGANDA PEOPLES' DEFENCE FORCES MARKS, ACCESSORIES, INSIGNIA, DECORATION AND UNIFORM

The UPDF uniform is categorized as follows—

- (a) Tunic uniform;
- (b) Ceremonial uniform;
- (c) Kaunda suit;
- (d) Tuck-in uniform;
- (e) DPM 95 with tack in shirt;
- (f) Fatigue dress-plain army green;
- (g) Plain army green for Reserves;
- (h) Battle Dress Uniform (BDU) (combat);
- (i) MULTICAM combat uniform.

1. TUNIC

- (1) The tunic is a ceremonial dress uniform for the Defence Forces as described below—
 - (a) scarlet red tunic for Land Forces and Special Forces Command; and
 - (b) solid blue tunic for Air Force.
- (2) The design details of the tunic uniform are as follows—
 - (a) the jacket has the following design features—
 - (i) stand collar;
 - (ii) shoulder straps;
 - (iii) button configuration and arrangement are the same across all tunics as shown in the red tunic Picture 1;
 - (iv) cuff and back slash embellishments;
 - (v) waist seam and waist hooks;
 - (b) the patrol back design is as follows;
 - (i) two piece set in sleeve and two-piece back skirt;
 - (ii) sewn with a lining;
 - (iii) collar, foreparts and back skirts edged with a white piping;



PRINTED AND PUBLISHED BY UGANDA PRINTING AND PUBLISHING CORPORATION

UPPC910290810010



- (c) the trouser is black or solid blue in colour, khaki finish of the same material as tunic with golden stripes running down the seam of the trouser;
- (d) the shirt is collarless white for the Defence Forces.

PICTURE 1**SCARLET RED TUNIC****2. CEREMONIAL UNIFORM**

- (1) The ceremonial uniform is a service dress for the Defence Forces and is worn in alternate to tunic during ceremonies and other functions as shall be prescribed by the Chief of Defence Forces.
- (2) The colours of the ceremonial uniform are as follows—
 - (a) the jacket and trouser is Olive green for Land Forces, Sky blue for Air Forces and Coffee Brown for Special Forces Command (SFC) as illustrated in Picture 2;
 - (b) the shirt is light olive green for Strategic and Land Forces, light blue for Air Forces and brown shirt for Special Forces Command;

- (c) The ceremonial uniform neck-tie has a UPDF Logo for General officers and service logo for Colonels and below and the colours are green for Land Forces, blue for Air Forces and dark maroon for Special Force Command.

PICTURE 2**CEREMONIAL UNIFORM***Land Forces***SFC – COFFEE BROWN**

AIR FORCES**FEMININE DESIGN****3. KAUNDA SUIT**

- (1) Kaunda suit uniform is an office working dress for the Defence Forces as shown in Picture 3.
- (2) The details of the Kaunda suit are as follows—
 - (a) the jacket is Olive green for Land Forces, sky blue for Air Forces and coffee brown for Special Forces Command; and
 - (b) the trouser is of the same material as the jacket.

PICTURE 3**KAUNDA SUIT****LAND FORCES****AIR FORCE**

SPECIAL FORCES COMMAND**FEMININE WAIST BELT****PICTURE 4****TUCK – IN UNIFORM****LAND FORCES****AIR FORCES****TUCK-IN UNIFORM: FEMININE****4. TUCK-IN UNIFORM**

- (1) Tuck-in uniform is an office working dress for the Defence Forces as shown in Picture 4.
- (2) The details of tuck-in uniform are as follows—
 - (a) head gear is a beret with a UPDF Logo as shown in picture 4;
 - (b) the colour of the shirt for the Land Forces is khaki and olive green for officers and militants respectively;
 - (c) the colour of the shirt for the Air Forces is sky blue for officers and militants;
 - (d) the jacket is sky blue for Air Forces;
 - (e) the trouser and skirt is of the same colour and design as Kaunda suit uniform.



TUCK - IN UNIFORM – FEMININE WITH TROUSER



5. DPM 95 - TUCK IN UNIFORM

DPM 95 Tuck-in uniform is a working dress for Special Forces Command as shown in Picture 5.

PICTURE 5

DPM 95 TUCK IN UNIFORM



6. FATIGUE DRESS -PLAIN ARMY GREEN

- (1) Fatigue dress -plain army green is a working dress in plain print as shown in Picture 6.
- (2) The colour of the jacket and trouser is plain army green.

PICTURE 6

FATIGUE DRESS -PLAIN ARMY GREEN



7. PLAIN ARMY GREEN-RESERVISTS

Plain army green uniform is for reservists on national assignments as shown in picture 7.

PICTURE 7**PLAIN ARMY GREEN - RESERVISTS****8. BATTLE DRESS UNIFORM COMBAT (BDU)**

- (1) BDU combat is an operational dress in camouflage, 98 Digital Print for Land force, Air force and Marine.
- (2) The BDU combat uniform is shown in picture 8.

**PICTURE 8
BDU UNIFORM****DESERT
CAMOUFLAGE****WOOD LAND
CAMOUFLAGE****AIR FORCE****MARINE****9. MULTICAM COMBAT UNIFORM**

Multicam combat uniform is an operational dress in camouflage, 98 Digital Print for exclusive use of the Special Forces Command as shown in Picture 9.

PICTURE 9**MULTICAM COMBAT UNIFORM**

10. The poncho is either woodland, desert camouflage or plain army green shades.
11. The pullovers are—
 - (a) army green for the Land Forces and sky blue for the Air Forces;
 - (b) designed with epaulettes on the shoulder and have elbow patches.
12. The webbings equipment is either woodland, desert camouflage or plain army green shade.
13. **HEADGEARS**
 - (1) The Defence Forces have the following head gears—
 - (a) ceremonial forage caps (boatswain);
 - (b) berets;
 - (c) side caps;
 - (d) baseball caps;
 - (e) bush hats.
 - (2) The headgears have the following colours—
 - (a) army green for Infantry;
 - (b) maroon for Special Forces Command;
 - (c) dark brown for Armoured Brigade and Motorized Infantry;
 - (d) red for Military Police;
 - (e) grey for Air-Force;
 - (f) black for Artillery; and
 - (g) navy blue for Marines.
 - (3) The samples are as shown on picture 10.

PICTURE 10**SAMPLES OF HEADGEAR****MAROON****RED****NAVY BLUE****GREEN****BLACK****CEREMONIAL FORAGE CAP****BASEBALL CAP
(WOODLAND)****BASEBALL CAP
(DESERT)****14. PIPS, CROWN ARMS AND CHEVRONS**

- (1) Pips and chevrons of the Defence Forces are prescribed according to various ranks.
- (2) The pips of the Defence Forces Commissioned Officers are categorized as follows—
 - (a) shoulder cords;
 - (b) ceremonial pips;
 - (c) working pips; and
 - (d) field pips.
- (3) The designs of the working pips for the rank of General are as follows—
 - (a) four diamond stars arranged linearly;
 - (b) crossed General's sword and baton;
 - (c) the word 'UGANDA' inscribed in capital letters;
 - (d) Court of Arms inscribed with oak leaves as shown in the picture 11.

PICTURE 11**GENERAL RANK**

- (4) The designs of the working pips for the rank of Lieutenant General are as follows—
 - (a) Court of Arms surrounded by oak leaves;
 - (b) three diamond stars arranged linearly;
 - (c) crossed general's sword and baton;
 - (d) the word 'UGANDA' inscribed in capital letters as shown in picture 12.

PICTURE 12**LIEUTENANT GENERAL RANK**

- (5) The designs of the working pips for the rank of Major General are as follows—
 - (a) Court of Arms surrounded by oak leaves;
 - (b) two diamond stars arranged linearly;
 - (c) crossed General's sword and baton; and
 - (d) the word 'UGANDA' inscribed in capital letters as shown in picture 13.

PICTURE 13**MAJOR GENERAL RANK**

- (6) The designs of the working pips for the rank of Brigadier General are as follows—
- Court of Arms surrounded by oak leaves;
 - a diamond star;
 - a crossed General's sword and baton; and
 - The word 'UGANDA' inscribed in capital letters as shown in picture 14.

PICTURE 14**BRIGADIER GENERAL RANK**

- (7) The designs of the working pips for the rank of Colonel are as follows—
- Court of Arms surrounded by oak leaves;
 - two diamond stars just below it; and
 - the word 'UGANDA' inscribed in capital letters as shown in picture 15.

PICTURE 15**COLONEL RANK**

- (8) The design of the working pips for the rank of Lieutenant Colonel are as follows—
- Court of Arms surrounded by oak leaves;
 - a diamond star just below it;
 - the word 'UGANDA' inscribed in capital letters as shown in picture 16.

PICTURE 16**LIEUTENANT COLONEL RANK**

- (9) The designs of the working pips for the rank of Major have an embroidered Court of Arms near the word "UGANDA" inscribed in capital letters as shown in picture 17.

PICTURE 17**MAJOR RANK**

- (10) The designs of the working pips for the rank of Captain are as follows—
- 3-linear diamond stars; and
 - the word 'UGANDA' inscribed in capital letters as shown in picture 18.

PICTURE 18**CAPTAIN RANK**


- (11) The designs of the working pips for the rank of Lieutenant have 2-linear diamond stars raising close from the word "UGANDA" inscribed in capital letters as shown in picture 19.

PICTURE 19**LIEUTENANT RANK**

- (12) The designs of the working pips for the rank of Second Lieutenant have one diamond star close to the word "UGANDA" inscribed in capital letters as shown in picture 20.

PICTURE 20**SECOND LIEUTENANT RANK**

- (13) The designs of the pips for the rank of Officer Cadet have one diamond star close to the initials "O/CDT" on white/blue background as shown in picture 21.

PICTURE 21**OFFICER CADET RANK**

- (14) The following pictures show the samples of Field Pips—

- (a) Infantry pips are black in colour superimposed on army green back ground;
- (b) Air Force pips are black in colour super imposed on sky blue back ground.

PICTURE 22**SAMPLE OF FIELD PIPS**

- (15) Crown Arm for the Defence Forces Sergeant Major is made of the Court of Arms and double oak leaves as shown in picture 23.

PICTURE 23**DEFENCE FORCES SERGEANT MAJOR**

- (16) The Crown Arm for the rank of Service Sergeant Major is made of single oak leaf with the Court of Arms for WO1 centered on the arm band as shown in picture 24.

PICTURE 24**SERVICE SERGEANT MAJOR**

- (17) The Crown Arm for the rank of Warrant Officer Class One is made of the Court of Arm as shown in picture 25.

PICTURE 25**WARRANT OFFICER CLASS ONE**

- (18) The Crown Arm for Warrant Officer Class Two is made of Crested Crane centered on the arm band as shown in picture 26.

PICTURE 26

WARRANT OFFICER CLASS TWO



- (19) The badge of the rank of Staff Sergeant is three white V-shaped centre embroideries on the base fabric with a crested crane just above them as shown in picture 27.

PICTURE 27

STAFF SERGEANT



- (20) The badge of the rank of Sergeant is three white V-shaped centre embroideries on the base fabric as shown in picture 28.

PICTURE 28

SERGEANT



- (21) The badge of the rank of Corporal is two white V-shaped centre embroideries on the base fabric as shown in picture 29.

PICTURE 29

CORPORAL



- (22) The badge of the rank of Lance Corporal is a white V-shaped centre embroidery on the base fabric as shown in picture 30.

PICTURE 30

LANCE CORPORAL




15. CAP BADGES

The cap badges are embroidered designs worn on the cap for both the Boatswain and beret head dress to complement the various military dresses as shown in the pictures below.

PICTURE 31**MAJOR GENERAL AND ABOVE****PICTURE 32****BRIGADIER GENERAL****PICTURE 33****COLONEL**

**PICTURE 34****LIEUTENANT COLONEL AND MAJOR****PICTURE 35****CAPTAIN AND BELOW****16. GORGETS FOR GENERAL OFFICERS AND COLONELS**

- (1) Gorgets for General Officers are red in colour with oak leaves at the center running from top to bottom.
- (2) Gorgets for Colonels are red in colour with a strip at the center running from top to bottom.
- (3) Gorgets for the various categories are as shown in the pictures below.

PICTURE 36**COMMANDER –IN- CHIEF**

PICTURE 37**GENERAL****PICTURE 38****LIEUTENANT GENERAL****PICTURE 39****MAJOR GENERAL****PICTURE 40****BRIGADIER GENERAL****PICTURE 41****COLONEL**

17. AIR FORCE INSIGNIA WINGS

- (1) There are pilots and engineers' wings.
- (2) Air Force insignia wings are half and full wings with oak leaves as shown in the pictures below.

PICTURE 42

PILOTS WING WITH RED OAK LEAVES



PICTURE 43

PILOT WING WITH GOLDEN OAK LEAVES



PICTURE 44

PILOT WING WITH WHITE OAK LEAF



PICTURE 45

ENGINEERS' HALF WING WITH RED OAK LEAVES



PICTURE 46

ENGINEERS' HALF WING WITH GOLDEN OAK LEAVES



PICTURE 47

ENGINEERS' HALF WING WITH WHITE OAK LEAVES



PICTURE 48

ELECTRICAL INSTRUMENTS HALF WING WITH RED OAK LEAVES



PICTURE 49

ELECTRICAL AND INSTRUMENTS HALF WING WITH GOLDEN OAK LEAVES



PICTURE 50

**ELECTRICAL AND INSTRUMENTS HALF WING
WITH WHITE OAK LEAVES**

**PICTURE 52**

**FLIGHT ENGINEER'S HALF WING WITH GOLDEN
OAK LEAVES**

**PICTURE 51**

**FLIGHT ENGINEER'S HALF WING WITH RED
OAK LEAVES**



18. THE DEFENCE FORCES FLAGS

(1) UPDF JOINT SERVICES FLAG

- (a) The design of the UPDF Joint Services Flag is as follows—
- (b) out of the whole width of the fabric, upper part is printed in light blue and below part in blue while the remaining width equally divided into six for repeated colour patterns of the Uganda National Flag but without the crested crane;
- (c) UPDF Logo and Emblem at the centre of a green background;
- (d) well stitched endings with a continuation of the repeated colour patterns;
- (e) uniform colour and crested crane prints clearly visible on both sides of the fabric; and
- (f) a provision through which the rope passes at one end of the fabric for raising and lowering the flag.

PICTURE 53

UPDF JOINT SERVICES FLAG



(2) LAND FORCES FLAG

The design of Land Forces Flag is as follows—

- (a) out of the whole width of the fabric, upper part is printed in army green and the remaining width equally divided into six for repeated colour pattern of the Uganda National Flag but without the crested crane;
- (b) Land Forces logo and emblem is printed in the centre of the army green background;
- (c) well stitched endings with a continuation of the colour patterns;
- (d) uniform colour and crested crane prints clearly visible on both sides of the fabric; and
- (e) a provision through which the rope passes at one end of the fabric for raising and lowering the flag.

PICTURE 54

LAND FORCES FLAG

**(3) AIR FORCES FLAG**

The design of Air Forces Flag is as follows—

- (a) out of the whole width of the fabric, upper part is printed sky blue and the remaining width equally divided into six for repeated colour pattern of the Uganda National Flag but without the crested crane;
- (b) Air Forces logo and emblem printed at the centre on a sky blue background;
- (c) well stitched endings with a continuation of the colour patterns;
- (d) uniform colour and crested crane prints clearly visible on both sides of the fabric; and
- (e) a provision through which the rope passes at one end of the fabric for raising and lowering the flag.

PICTURE 55

AIRFORCE FLAG



(4) SPECIAL FORCES COMMAND

The design of Special Forces Command Flag is as follows—

- (a) out of the whole width of the fabric, the upper part is printed in maroon colour and the remaining width in colour pattern of the Uganda National Flag but without the crested crane;
- (b) Special Forces Command logo and emblem printed at the centre of a maroon background;
- (c) well stitched endings with a continuation of the colour patterns;
- (d) uniform colour and Special Forces Command logo and emblem clearly visible on both sides of the fabric; and
- (e) a provision through which the rope passes at one end of the fabric for raising and lowering the flag.

PICTURE 56

SPECIAL FORCES COMMAND

19. The Logos of the Uganda People's Defence Forces are as follows—

PICTURE 57

UPDF JOINT SERVICES LOGO

PICTURE 58

LAND FORCES LOGO



PICTURE 59

AIR FORCE LOGO



PICTURE 60

RESERVE FORCE LOGO



PICTURE 61

SPECIAL FORCES COMMAND LOGO



PICTURE 62

LOGISTICS LOGO



PICTURE 63

SIGNAL AND COMMUNICATION LOGO



PICTURE 64

MILITARY HEALTH SERVICES



PICTURE 65

LEGAL SERVICES LOGO



PICTURE 66

1 INFANTRY DIVISION LOGO



PICTURE 67

2 INFANTRY DIVISION LOGO



PICTURE 68

3 INFANTRY DIVISION LOGO



PICTURE 69

4 INFANTRY DIVISION LOGO



PICTURE 70

5 INFANTRY DIVISION LOGO



PICTURE 71

MOUNTAIN DIVISION LOGO



PICTURE 72

ARTILLERY DIVISION LOGO



PICTURE 73

ARMOURED BRIGADE LOGO



PICTURE 74

MOTORISED INFANTRY BRIGADE LOGO



PICTURE 75

MARINES BRIGADE LOGO



PICTURE 76

MILITARY POLICE LOGO




PICTURE 77

NATIONAL DEFENCE COLLEGE - UGANDA (NDC – U) LOGO



PICTURE 78

SENIOR COMMAND AND STAFF COLLEGE (SCSC) – KIMAKA LOGO



PICTURE 79

JUNIOR COMMAND AND STAFF COLLEGE (JCSC) LOGO




PICTURE 80

SCHOOL OF INFANTRY (SOI) –BIHANGA - LOGO



PICTURE 81

UGANDA MILITARY ACADEMY (UMAK) – KABAMBA - LOGO



PICTURE 82

NON COMMISSIONED OFFICERS' ACADEMY (NCOA) – JINJA - LOGO



PICTURE 83

COLLEGE OF LOGISTICS AND ENGINEERING (COLE)- MAGAMAGA - LOGO



PICTURE 84

SCHOOL OF SUPPLIES AND TRANSPORT (SOST) - JINJA - LOGO




PICTURE 85

SCHOOL OF MILITARY INTELLIGENCE (SOMI) - LOGO



PICTURE 86

PEACE SUPPORT OPERATIONS –TRAINING CENTRE (PSO – TC) – SINGO - LOGO



PICTURE 87

SCHOOL OF FIELD ARTILLERY AND AIR DEFENCE (SOFAD) - LOGO



PICTURE 88

ARMOURED WAR FARE TRAINING SCHOOL (AWTS) –KALAMA



PICTURE 89**LEGAL TRAINING CENTRE (LTC) - JINJA****20. BACKPACKS**

- (1) The Backpacks are either woodland, desert camouflage or plain army green shades as shown in the picture 90.

PICTURE 90**BACKPACKS**



21. FOOTWARE

- (1) The following footware are a reserve of the Defence Forces—

PICTURE 91**JUNGLE BOOT****PICTURE 92****GUM BOOT OF ARMY GREEN COLOUR****PICTURE 93****RANGER BOOT IN BLACK COLOUR****PICTURE 94****ANKLE BOOT IN BLACK COLOUR****Cross References**

The Uganda Peoples' Defence Forces Act, 2005.

The Uganda Peoples' Defence Forces (Application to Civilians) Regulations, S.I. 307-8.

HON. ADOLF MWESIGE (MP)
Minister of Defence and Veterans Affairs.

